

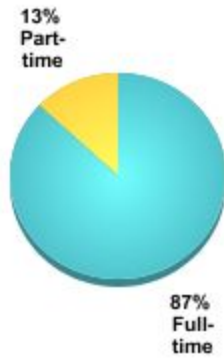
FALL 2018

**TOTAL ENROLLMENT**

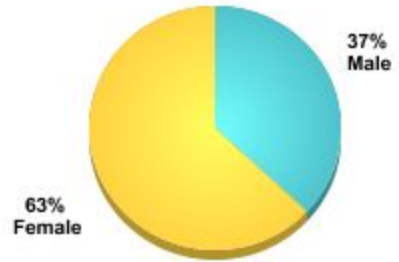
**1,938**

Undergraduate enrollment	1,462
Undergraduate transfer-in enrollment	248
Graduate enrollment	476

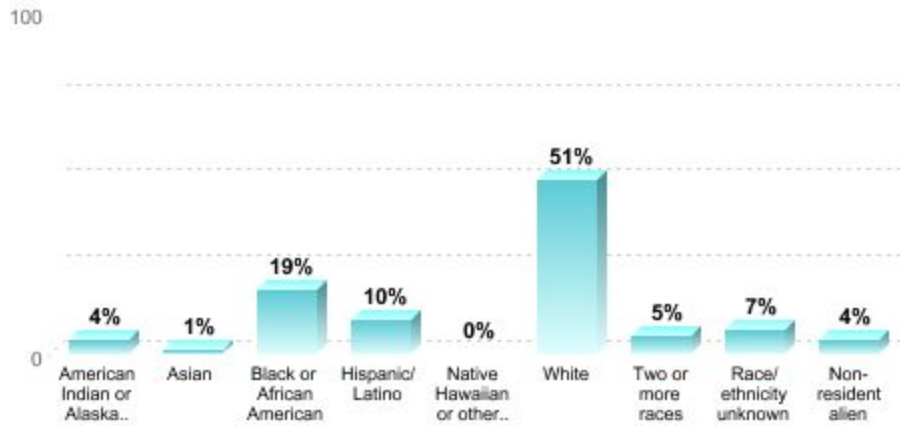
**UNDERGRADUATE ATTENDANCE STATUS**



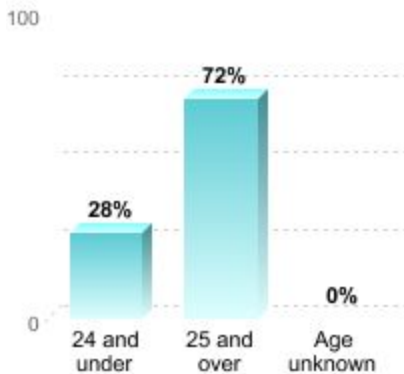
**UNDERGRADUATE STUDENT GENDER**



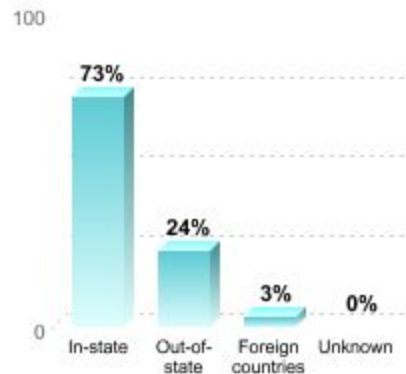
**UNDERGRADUATE RACE/ETHNICITY**



**UNDERGRADUATE STUDENT AGE**



**UNDERGRADUATE STUDENT RESIDENCE**



Age data are reported for Fall 2017.

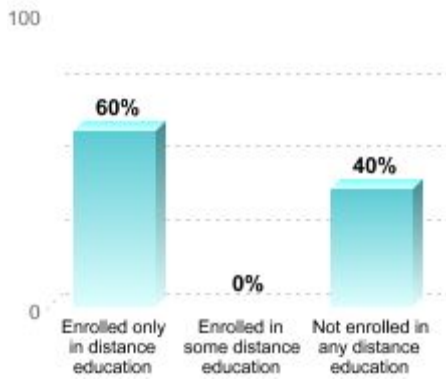
- Residence data are reported for first-time degree/certificate-seeking undergraduates.

**GRADUATE ATTENDANCE STATUS**

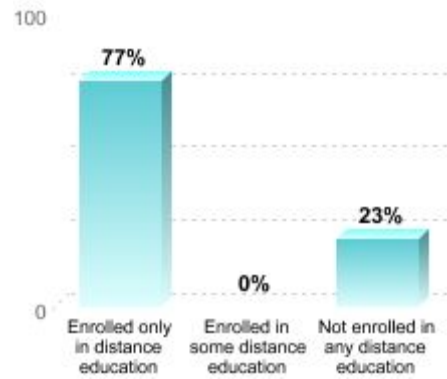


**100%  
Full-  
time**

**UNDERGRADUATE DISTANCE EDUCATION STATUS**



**GRADUATE DISTANCE EDUCATION STATUS**



This information is collected in the IPEDS annual Fall Enrollment Survey and available at <http://nces.ed.gov/collegenavigator/?id=245953#retgrad>