

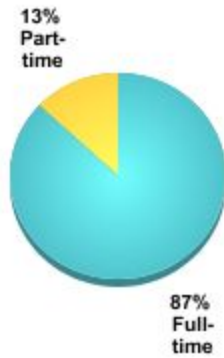
FALL 2018

TOTAL ENROLLMENT

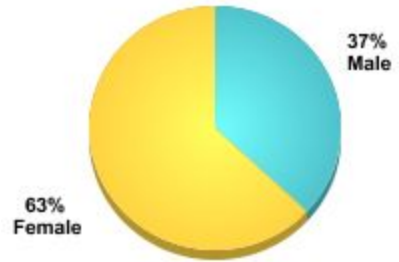
1,938

Undergraduate enrollment	1,462
Undergraduate transfer-in enrollment	248
Graduate enrollment	476

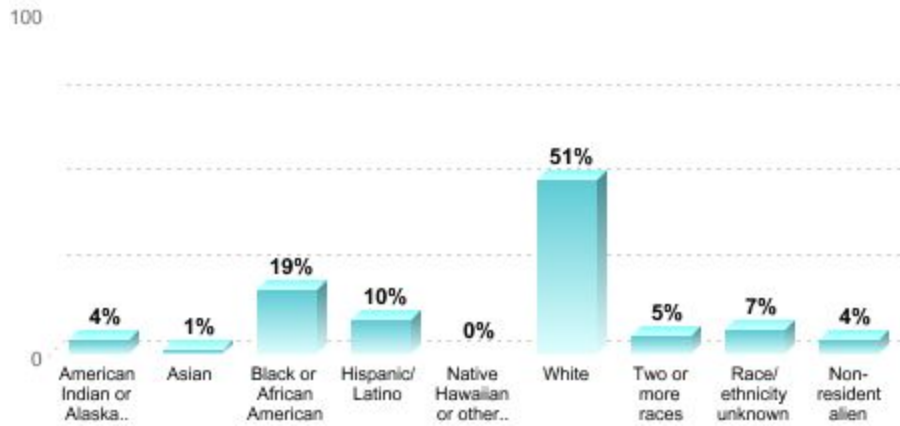
UNDERGRADUATE ATTENDANCE STATUS



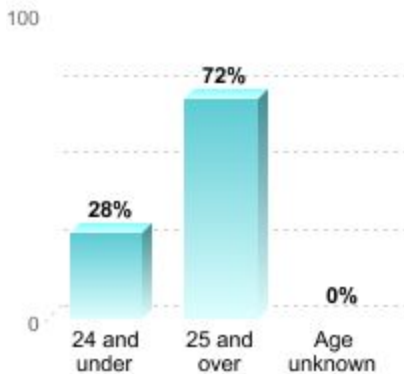
UNDERGRADUATE STUDENT GENDER



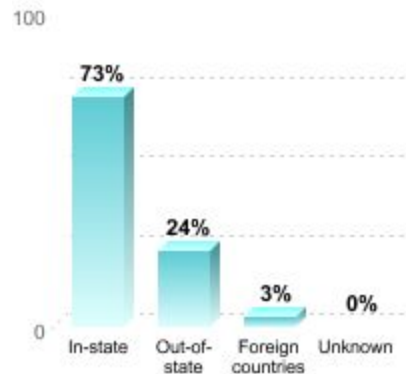
UNDERGRADUATE RACE/ETHNICITY



UNDERGRADUATE STUDENT AGE



UNDERGRADUATE STUDENT RESIDENCE



Age data are reported for Fall 2017.

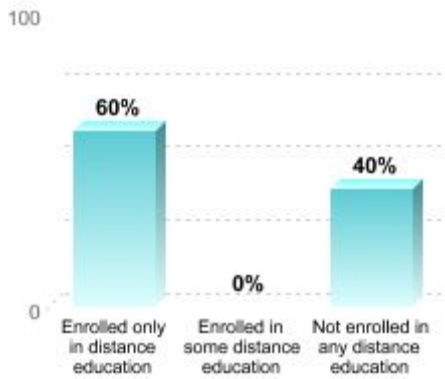
- Residence data are reported for first-time degree/certificate-seeking undergraduates.

GRADUATE ATTENDANCE STATUS

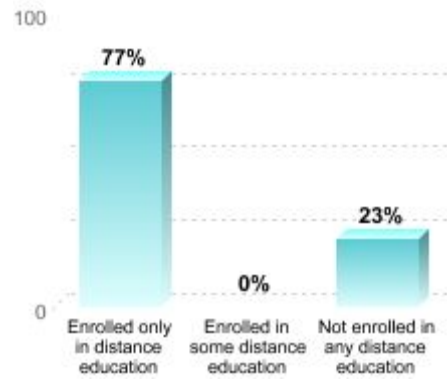


**100%
Full-
time**

UNDERGRADUATE DISTANCE EDUCATION STATUS



GRADUATE DISTANCE EDUCATION STATUS



This information is collected in the IPEDS annual Fall Enrollment Survey and available at <http://nces.ed.gov/collegenavigator/?id=245953#retgrad>