

Placement in Employment & Education of Graduates

Created in the office of

Student Success

by

Morgan Thompson, Dean of Student Success

Summer 2022

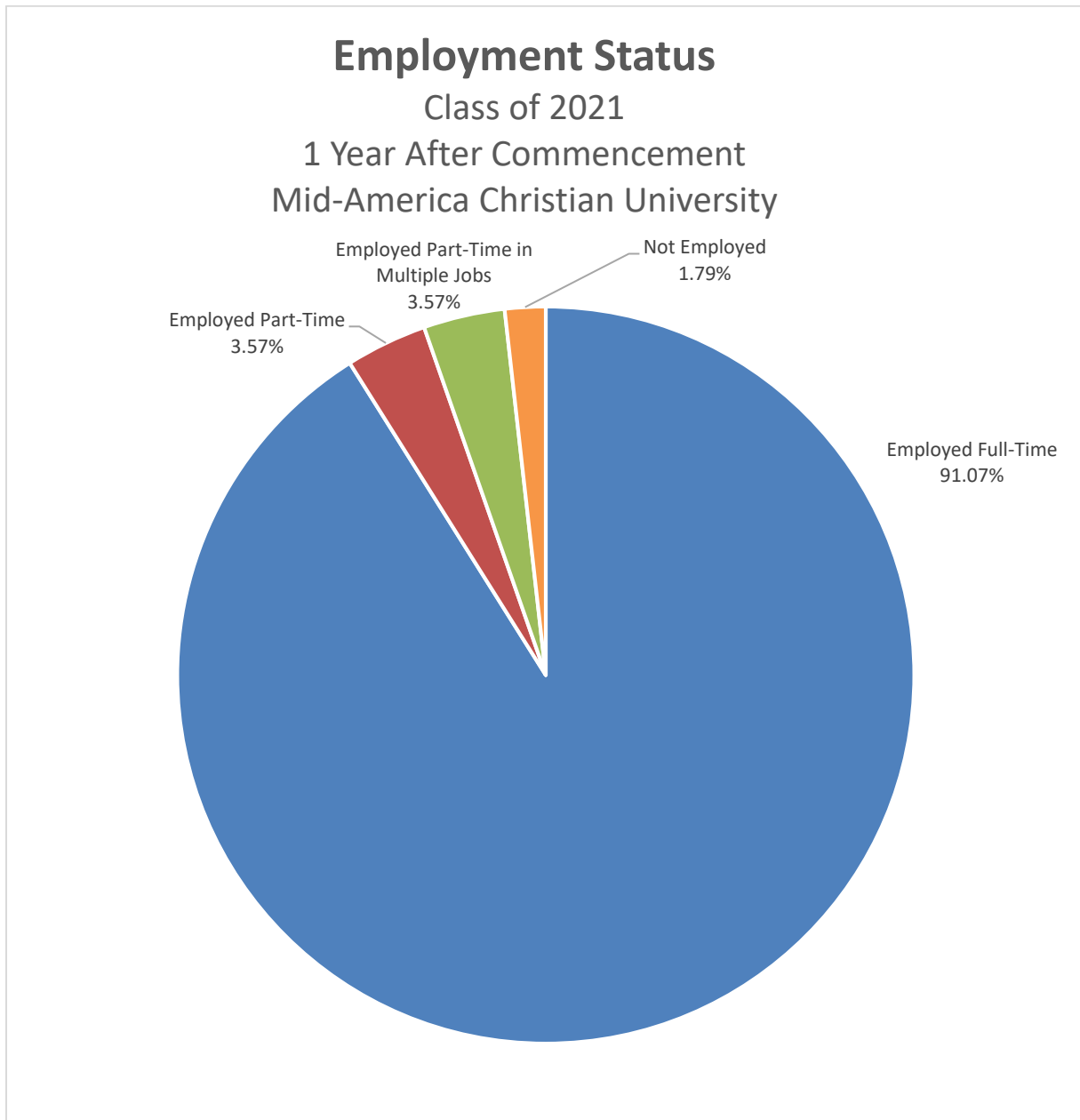


This report is designed to provide information regarding the employment of MACU graduates and their future educational goals and programs. It does not serve as a guarantee to students or graduates of placement in employment or future educational attainment.

HEA #27 – Placement in Employment

2021 Graduates participated in a Graduate Tracking Survey during the months of April 2022 and May 2022 to track their status approximately one year after commencement. Students were contacted via email and text.

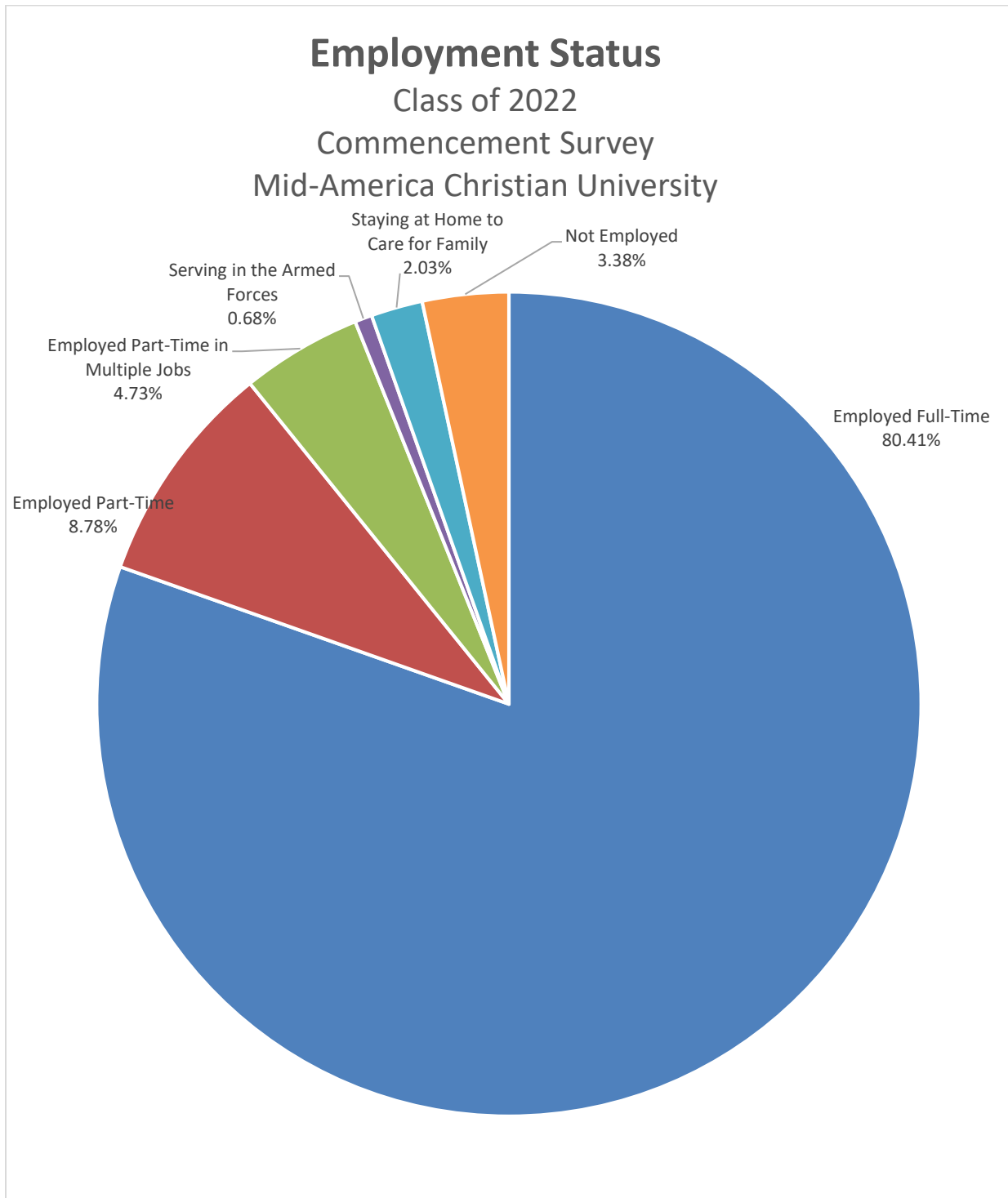
Over 90% of 2021 Graduates who participated in the survey and were seeking employment indicated that they were employed full-time approximately one year after graduation!



Placement in Employment & Education of Graduates

The Class of 2022 participated in the Graduate Tracking Survey in May and June 2021. The survey was conducted at Commencement on May 2, 2022 and continued via outreach through email and text.

Over 80% of the respondents from the Class of 2022 indicated that they were employed full-time at the time of the survey.



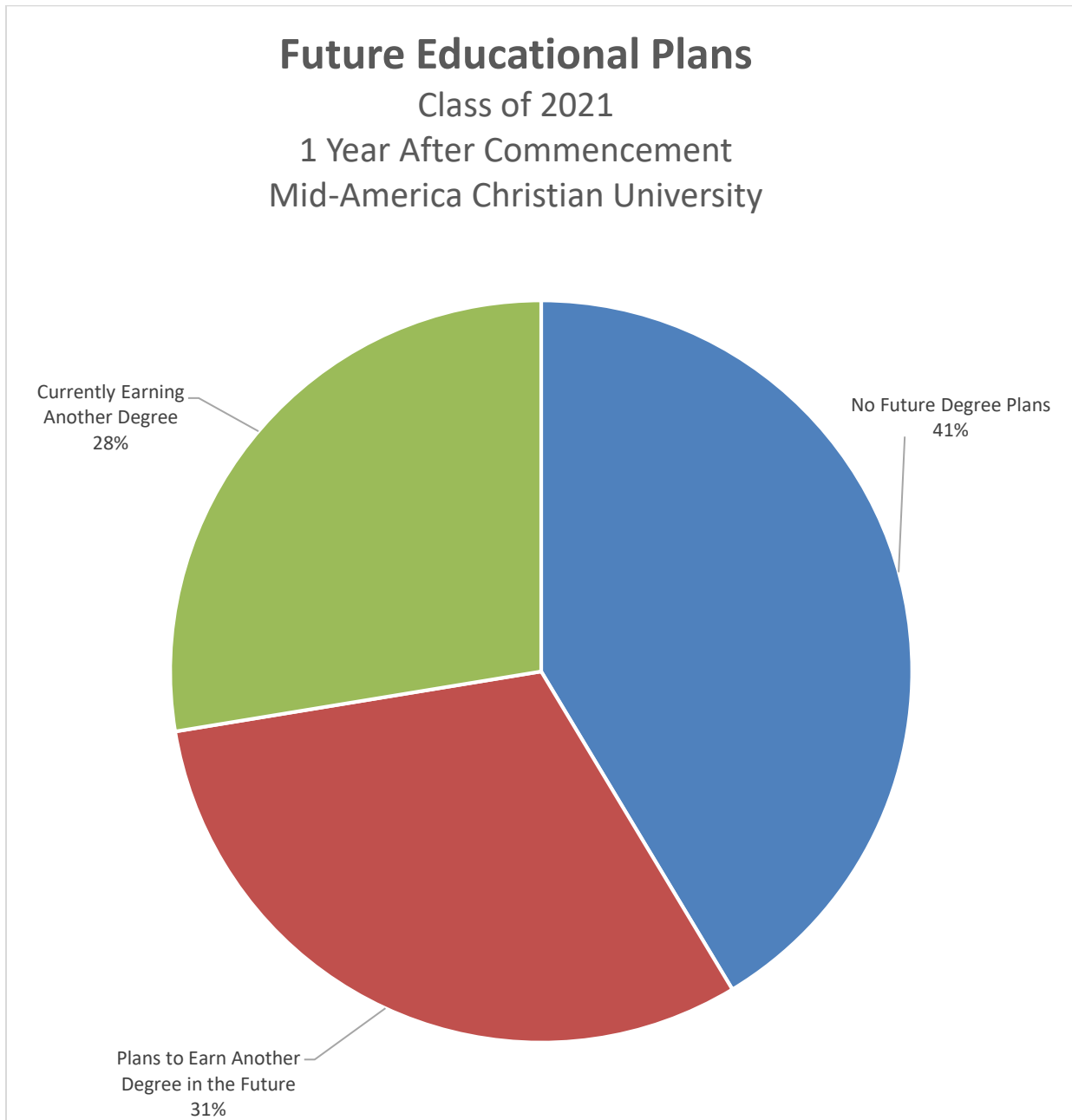
HEA #28 – Job Placement Rates

MACU does not advertise job placement rates as a means of recruiting students to enroll.

HEA #29 – Types of Graduate and Professional Education in which the School’s Graduates Enroll

2021 Graduates participated in a Graduate Tracking Survey during the months of April 2022 and May 2022 to track their status approximately one year after commencement. Students were contacted via email and text.

One year after graduation, approximately 31% of the Class of 2021 survey participants were in the process of earning another degree, including attending seminary or pursuing graduate degrees in areas such as psychology, counseling, social work, business administration, Bible and theology, leadership, 28% indicated that they plan to earn another degree at some point in the future.



Placement in Employment & Education of Graduates

The Class of 2022 participated in the Graduate Tracking Survey in May and June 2021. The survey was conducted at Commencement on May 2, 2022 and continued via outreach through email and text.

Approximately 51% of participants indicated that they planned to obtain a Graduate or Professional Degree. 30% indicated that they had completed all of their educational goals.

